

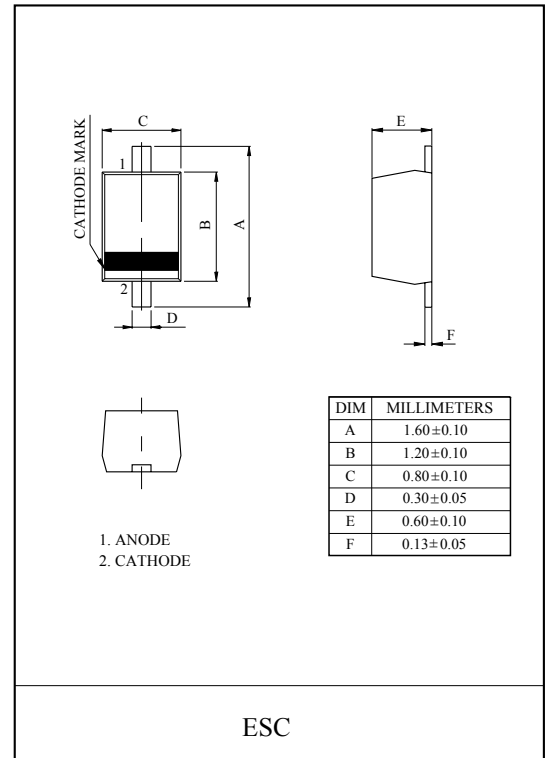
CONSTANT VOLTAGE REGULATION APPLICATION.
REFERENCE VOLTAGE APPLICATION.

FEATURES

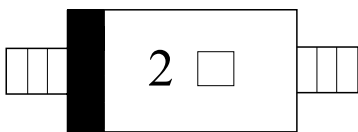
- Small Package : ESC
- Nominal Voltage Tolerance About $\pm 6\%$.

MAXIMUM RATING (Ta=25°C)

CHARACTERISTIC	SYMBOL	RATING	UNIT
Power Dissipation	P_D^*	150	mW
Junction Temperature	T_j	150	°C
Storage Temperature Range	T_{stg}	-55 ~ 150	°C




Example 1) 2.0V ~ 2.7V



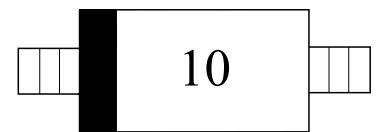
KDZ2.0EV → 2A
 KDZ2.2EV → 2B
 KDZ2.4EV → 2C
 KDZ2.7EV → 2D

Example 2) 3.0V ~ 9.1V



Example : KDZ3.0EV

Example 3) 10V ~ 24V



Example : KDZ10EV

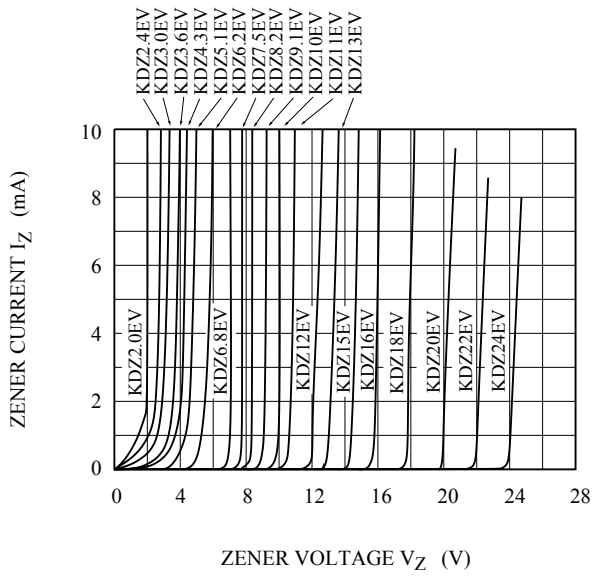
KDZ2.0EV~24EV

ELECTRICAL CHARACTERISTICS (Ta=25 °C)

TYPE No.	Zener Voltage Vz (V)			Dynamic Impedance Zz (Ω)		KNEE Dynamic Impedance Zzk (Ω)		Reverse Current IR (μA)	
	Min.	Max.	Iz (mA)	MAX.	Iz (mA)	MAX.	Iz (mA)	MAX.	VR(V)
KDZ2.0EV	1.85	2.15	5	100	5	1000	0.5	120	1.0
KDZ2.2EV	2.05	2.38	5	100	5	1000	0.5	120	1.0
KDZ2.4EV	2.28	2.60	5	100	5	1000	0.5	120	1.0
KDZ2.7EV	2.50	2.90	5	110	5	1000	0.5	120	1.0
KDZ3.0EV	2.80	3.20	5	120	5	1000	0.5	50	1.0
KDZ3.3EV	3.10	3.50	5	130	5	1000	0.5	20	1.0
KDZ3.6EV	3.40	3.80	5	130	5	1000	0.5	10	1.0
KDZ3.9EV	3.70	4.10	5	130	5	1000	0.5	10	1.0
KDZ4.3EV	4.00	4.50	5	130	5	1000	0.5	5	1.0
KDZ4.7EV	4.40	4.90	5	120	5	1000	0.5	5	1.0
KDZ5.1EV	4.80	5.40	5	70	5	1000	0.5	1	1.5
KDZ5.6EV	5.30	6.00	5	40	5	900	0.5	1	2.5
KDZ6.2EV	5.80	6.60	5	30	5	500	0.5	1	3.0
KDZ6.8EV	6.40	7.20	5	25	5	150	0.5	0.5	5.0
KDZ7.5EV	7.00	7.90	5	23	5	120	0.5	0.5	6.0
KDZ8.2EV	7.70	8.70	5	20	5	120	0.5	0.5	6.5
KDZ9.1EV	8.50	9.60	5	18	5	120	0.5	0.5	7.0
KDZ10EV	9.40	10.60	5	15	5	120	0.5	0.5	8.0
KDZ11EV	10.40	11.60	5	15	5	120	0.5	0.5	8.5
KDZ12EV	11.40	12.60	5	15	5	110	0.5	0.5	9.0
KDZ13EV	12.40	14.10	5	15	5	110	0.5	0.5	10
KDZ15EV	13.80	15.60	5	15	5	110	0.5	0.5	11
KDZ16EV	15.30	17.10	5	18	5	150	0.5	0.5	12
KDZ18EV	16.80	19.10	5	20	5	150	0.5	0.5	14
KDZ20EV	18.80	21.20	5	25	5	200	0.5	0.5	15
KDZ22EV	20.80	23.30	5	30	5	200	0.5	0.5	17
KDZ24EV	22.80	25.60	5	40	5	200	0.5	0.5	19

KDZ2.0EV~24EV

$I_Z - V_Z$



$P_d - T_a$

